

# Website Stats – April 2026

## Year on year comparison

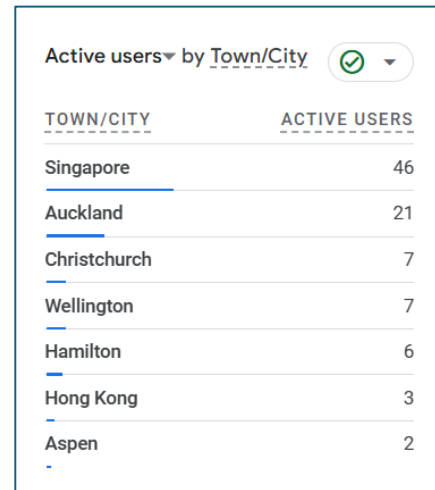
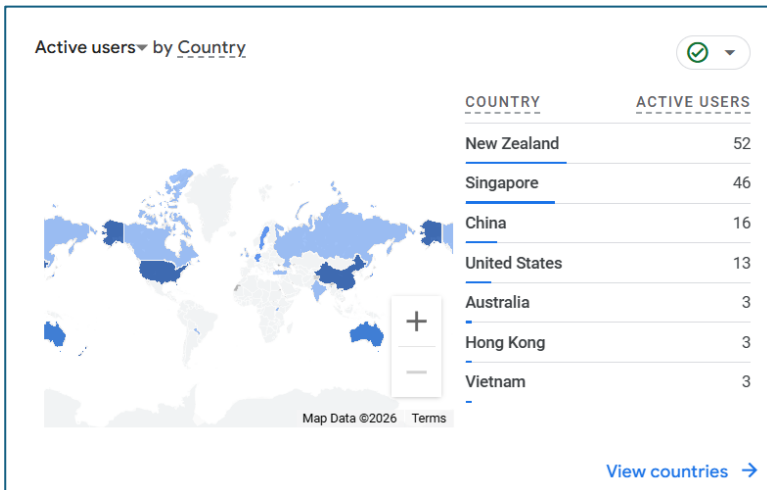
April 2025

April 2026

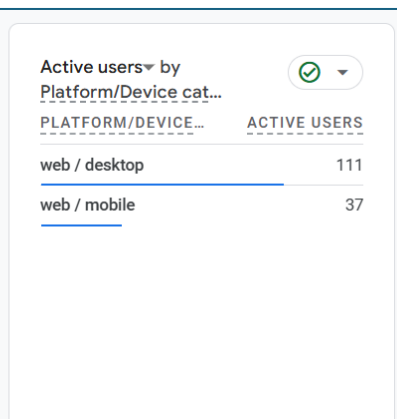
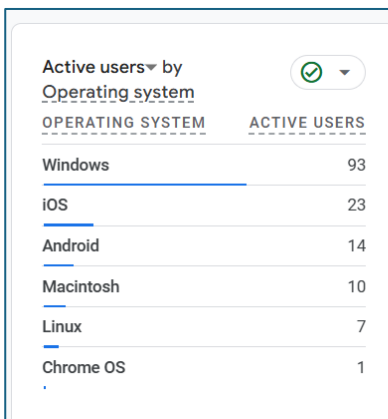
	↓ Views	Active users	Views per active user	Average engagement time per active user
Total	148 100% of total	68 100% of total	2.18 Avg 0%	43s Avg 0%
1 /	48 (32.43%)	39 (57.35%)	1.23	38s
2 /library.php	17 (11.49%)	11 (16.18%)	1.55	19s
3 /newsletters/articles.php	12 (8.11%)	9 (13.24%)	1.33	26s
4 /about.html	11 (7.43%)	7 (10.29%)	1.57	24s
5 /newsletters/showpage.php	10 (6.76%)	7 (10.29%)	1.43	12s
6 /membership.html	9 (6.08%)	5 (7.35%)	1.80	14s
7 /index.html	8 (5.41%)	6 (8.82%)	1.33	18s
8 /newsletters/	8 (5.41%)	6 (8.82%)	1.33	6s
9 /newsletters/index.php	6 (4.05%)	1 (1.47%)	6.00	54s
10 /building.html	5 (3.38%)	5 (7.35%)	1.00	39s

	↓ Views	Active users	Views per active user	Average engagement time per active user
Total	261 100% of total	148 100% of total	1.76 Avg 0%	20s Avg 0%
1 /	78 (29.89%)	64 (43.24%)	1.22	14s
2 /newsletters/showpage.php	55 (21.07%)	44 (29.73%)	1.25	2s
3 /newsletters/articles.php	19 (7.28%)	12 (8.11%)	1.58	14s
4 /library.php	12 (4.6%)	7 (4.73%)	1.71	26s
5 /newsletters/index.php	12 (4.6%)	10 (6.76%)	1.20	6s
6 /newsletters/	11 (4.21%)	9 (6.08%)	1.22	9s
7 /index.html	10 (3.83%)	3 (2.03%)	3.33	34s
8 /maryscott.php	10 (3.83%)	9 (6.08%)	1.11	43s
9 /about.html	9 (3.45%)	6 (4.05%)	1.50	43s
10 /webstats.html	9 (3.45%)	6 (4.05%)	1.50	37s

## Where our users come from.



## What tech they use



	↓ Active users
Total	148 100% of total
1 Chrome	112 (75.68%)
2 Safari	27 (18.24%)
3 Edge	5 (3.38%)
4 Firefox	3 (2.03%)
5 Samsung Internet	1 (0.68%)